

Kererū

Bring an A4 size **Photo** of your pet or soft toy in action (ie: sleeping, running, eating etc.) to school before Pet Day.

Animal Sandwich Face - Created at home and brought to school on the day. Google and search Pinterest for ideas.

Calendar Art - Pets. An A4 artwork of a pet created from shapes, done at school, finished on Pet Day.

Takahē

Photo of your pet or soft toy. This needs to be A4 size and can be on normal paper.

Animal Sandwich Face - Created at home and brought to school on Pet Day. Google and search Pinterest for ideas.

Calendar Art - Pets. A piece of art work created at school on the day.

Ruru

Calendar Art - In class we will be working on creating sunset silhouettes, using paint and black paper. The theme of their artwork will be based on their pet.

Baking - This is a challenge to be completed at home and brought to school on Pet Day. Every student will be given the same plain cupcake recipe. Bake and decorate three (3) cupcakes to make them look like animals. Try to be as creative as possible.

Photo - Students are to take a photo of either their pet or a landscape around CHB. These are to be printed no larger than a piece of A4 and brought to school before Pet Day.

Piwakawaka

Biscuit bake up - Children will be given a basic biscuit recipe and can then add their own secret ingredient or ingredients. The recipe needs to be written out neatly to accompany their baking which is to be presented on a plate.

Photography - CHB A&P Show categories (Information will be sent home as soon as we receive it). Photos to be at school prior to Pet Day to be judged before being sent to the CHB show's competition.

Calendar Art - In class we will be creating black and white pet pictures on a coloured background.

Kāhu

Calendar Art - Prior to Pet Day students will have to share with Mrs Strong (via google docs) a close-up photograph of their pet. We will be using this photograph as part of our Calendar Art.




Cake in a Cup - Cake for one: Students will be given a simple base recipe that they can add to, to personalise their cake. Cakes are to be cooked and served in the cup. The recipe must be handwritten and presented for display alongside the cake.

Photography - Categories for the photograph will be sent home as soon as we receive them.

These are the same as for the CHB show as the photos will also be entered into this competition.

Family Challenge

“Create your own Lego Pet”



Bring your creation to Pet Day to be displayed and judged. Have fun!

Auction:



“Dads, Bake and Decorate a Cake”

These will be displayed and auctioned in the afternoon.



Proceeds will go towards Reading books.



*In addition to Pet Day, **Book Fair** will be set up down in the hall, available for parents & caregivers to browse through, all week.*

If you are able to help out by manning the Book Fair before or after school any day, please do let us know.



Pet Day

Friday 27th October 2017

For those of you who are new to Pukehou School this year and for those who would just like some clarification on the matter, here is a bit of information on this exciting day in our school year!

Pukehou Pet Day is traditionally held early in Term 4.

The children come to school as per normal on the morning of Pet Day, with the items they have had to make at home and with any other bits they require on the day.

The indoor displays are judged from 12.30pm and the classrooms are open from 1.45pm for everyone to look at the children's work.

Pets can come in the morning, if they can be tethered or are in a cage. Alternatively they can be brought along by 12 noon. These will be judged in their categories from 12.30pm onwards.

There will be no drinking competition for the lambs this year but one of the criteria for judging all animals will be how well the children know their pet when asked about it.

This year we invite Parents, Caregivers, Grandparents and friends to join us for lunch from 12.30pm.

If you have any other queries, please contact Jo Smith.

Thank you for your support.

Trish Fryer